

**Clear Vista School (3103)**  
**Trend Reports**

## Social-Emotional Outcomes

### Participate Sports

23%



● 2021 November 54%  
● 2021 April 31%  
Canadian Norm 58%

### Participate Clubs

10%



● 2021 November 24%  
● 2021 April 14%  
Canadian Norm 36%

### Sense of Belonging

7%



● 2021 November 66%  
● 2021 April 59%  
Canadian Norm 70%

### Positive Relationships

11%



● 2021 November 86%  
● 2021 April 75%  
Canadian Norm 78%

### Values School Outcomes

14%



● 2021 November 84%  
● 2021 April 69%  
Canadian Norm 81%

### Truancy

9%



● 2021 November 5%  
● 2021 April 14%  
Canadian Norm 8%

### Homework Behaviour

12%



● 2021 November 55%  
● 2021 April 43%  
Canadian Norm 64%

### Positive Behaviour at School

7%



● 2021 November 98%  
● 2021 April 90%  
Canadian Norm 93%

### Interest and Motivation

4%



● 2021 November 51%  
● 2021 April 46%  
Canadian Norm 45%

### Effort

13%



● 2021 November 83%  
● 2021 April 70%  
Canadian Norm 75%

### Anxiety

14%



● 2021 November 21%  
● 2021 April 35%  
Canadian Norm 24%

### Depression

7%



● 2021 November 22%  
● 2021 April 29%  
Canadian Norm 20%

### Orientation to Well-Being Eudaimonia~\*\*

● 2021 November 76%  
Canadian Norm N/A

Only 1 data point available.

### Orientation to Well-Being Hedonia~\*\*

● 2021 November 89%  
Canadian Norm N/A

Only 1 data point available.

### Goal Orientation~\*\*

● 2021 November 78%  
Canadian Norm N/A

Only 1 data point available.

### Self-Regulation~\*\*

● 2021 November 68%  
Canadian Norm N/A

Only 1 data point available.

### Cultural Awareness - Own~\*\*

● 2021 November 50%  
Canadian Norm N/A

Only 1 data point available.

### Cultural Awareness - Others~\*\*

● 2021 November 66%  
Canadian Norm N/A

Only 1 data point available.

### General Health~\*\*

● 2021 November 81%  
Canadian Norm N/A

Only 1 data point available.

### Life Satisfaction~\*\*

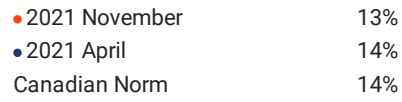
● 2021 November 78%  
Canadian Norm N/A

Only 1 data point available.

## Skills (grades)-challenge

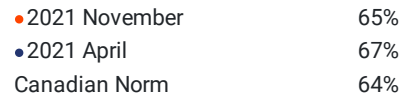
### Low Skill High Challenge

1%



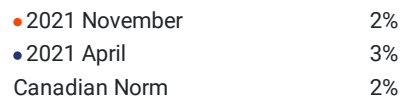
### High Skill High Challenge

2%



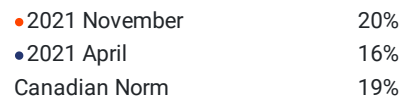
### Low Skill Low Challenge

1%



### High Skill Low Challenge

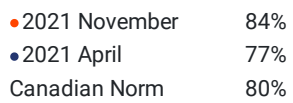
4%



## Academic Outcomes

### Language Arts

7%



### Math

2%



### Science

0%



## DRIVERS of Student Outcomes

### Effective Learning Time

1.0



● 2021 November	8.1
● 2021 April	7.1
Canadian Norm	7.2

### Relevance

1.1



● 2021 November	7.3
● 2021 April	6.2
Canadian Norm	6.7

### Rigor

0.8



● 2021 November	7.6
● 2021 April	6.8
Canadian Norm	6.9

### Bullying, Exclusion, and Harassment

1%



● 2021 November	19%
● 2021 April	21%
Canadian Norm	23%

### Advocacy at School

0.7



● 2021 November	4.1
● 2021 April	3.5
Canadian Norm	3.2

### Positive Teacher-Student Relations

1.0



● 2021 November	7.2
● 2021 April	6.3
Canadian Norm	6.7

### Positive Learning Climate

0.9



● 2021 November	7.1
● 2021 April	6.1
Canadian Norm	6.5

### Expectations for Success

0.9



● 2021 November	8.0
● 2021 April	7.1
Canadian Norm	7.7

### Aspirations - Finish High School

4%



● 2021 November	74%
● 2021 April	70%
Canadian Norm	80%

### Aspirations - Pursue Trade

5%



● 2021 November	30%
● 2021 April	24%
Canadian Norm	26%

### Aspirations - College or University

6%



● 2021 November	60%
● 2021 April	55%
Canadian Norm	67%